



The Quilter's Quilter

Joanne Knott

21 Highgate Cct, Kellyville 2155

Phone (02) 9629 5117 Mob 0421321299

Email: quiltersquilter@internode.on.net

Website: www.thequiltersquilter.com.au

Thankyou for your inquiry into my machine quilting service. I offer a wide range of patterns and services which include:

- ◆ Full Custom
- ◆ Freehand Custom
- ◆ Edge to Edge Quilting



A new addition to the workshop is the **'STATLER STITCHER'**
A Computerize Machine Quilting System

Features of this system include:


- ◆ Capability to resize patterns to suit quilt
- ◆ Consistency in pattern and stitch length
- ◆ A choice of many more intricate Patterns
- ◆ Patterns individually designed to suit your quilt
- ◆ quicker turn around

Best of all , No pinning or Tacking required!

Please remember to ensure your batting and backing fabric is **at least 4" bigger on all 4 sides of the quilt top.** This will allow for take up while quilting.... After doing all that hard work you would hate to have to cut down those borders.

For further information please do not hesitate in contacting me

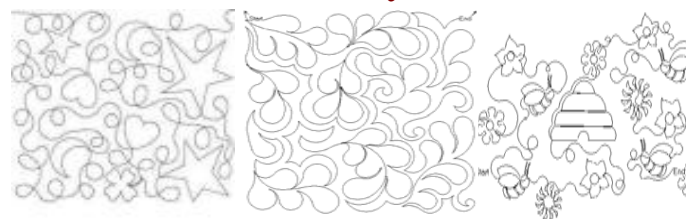
Here is a very small example of Edge to Edge Patterns Available



Bees

Tumbling Bears

Special Rose



Lucky Charms

Deb's Feathers

Beehive & Bee's



Clematis

Dragon Flies

Country Garden



Irene's Swirls

Dragonflies

This is such a small example of the patterns available... There are hundreds to choose from which range from Flowers, leaves, feathers and fun pictures. New patterns are being added to the collection all the time. Don't hesitate to ask for something specific...

I have been Patchwork and Quilting for nearly 20 years now . I have been machine quilting for 10 years. During this time I have also taught patchwork at such shops as, Berrima Patchwork, Pieces for Patching and as well as small groups at home.

You may have seen several of my quilts featured as projects in The Australian Patchwork & Quilting , Country Craft, Country Threads and Homespun magazines.

Patchwork has been a passion and I feel lucky enough to be able to make it my business as well.....

Types of Quilting.


Edge to Edge - This is where you choose a pattern and it is sew across the quilt edge to edge. Suits busy scrappy quilts that have an all over design

Custom Freehand - This is where I quilt the quilt to accent it's design. All work is freehand using combinations of different continuous patterns and a lot of background stippling.

Custom - Is where I have to mark the quilt with a particular pattern, including outlining etc...

I am always happy to discuss and suggest exactly what will suit your quilt





The following prices are based on you supplying the batting and the backing fabric. Prices will vary due to complexity of patterns and colour thread changes.

Statler Edge to edge From \$3.50 sq. ft
Freehand Custom From \$4.50 sq. ft
Custom (blocks and borders)
From \$6.50 sq. ft

Minimum Charge \$40

Any additional work which includes sewing up backings, unbasting, straightening, will incur an extra charge of \$30.

Available Battings;

- Matilda's Own 0' So Soft Polyester
- Matilda's Own Wool and poly blend
- Matilda's Own Cotton & Poly blend

Backing Fabrics

Plain or Tone on Tone pattern available

Binding Service

I provide a service where I will machine the binding on for you and all that is left for you to do is to slip stitch it into place. Cost is subject to size of quilt.

Whole Cloth

Want a Whole Cloth. You can either supply your own fabric or I can supply it for you. Pricing will depend on sizing and complexity of pattern.

Tips and Requirements.

- Please ensure that the backing and wadding is at least 4" all the way around..
- If piecing backing fabric, please note that backings can not be centred.
- Think about your backing fabric, whatever colour thread I use on the top will be used on the back .
- If you have full borders or blocks expect puckers. Excess fabric has to go some where, this is the main cause of distorted blocks.
- Cut loose threads off the top of the quilt. These little fellows love getting caught in the foot of the machine and if caught will tear your quilt..
- When picking waddings remember
Poly is lightweight
Wool for warmth
Cotton means flat and shrinks.
- Not sure about type of quilting... don't worry, you can always leave it to me, just ask, I' ve done lots!

The Quilter's Quilter

Name: _____

Address: _____

Phone No: _____

Mobile No: _____

Email Address: _____

Description of Quilt:

Preferred type of quilting:

Preferred Colour of thread:

Type of batting if required:

Please remember if your quilt is not straight or is not flat it will not quilt straight nor lie flat after quilting.....

